

KEY FINDINGS

The report focuses on the demographic and socio-economic profile of international returnees, their livelihoods and employment, their migration and return experiences and practices, and their economic and social challenges and aspirations. The survey was conducted in 12 districts interviewing 875 international returnees out of 1,584 internal and international return migrant respondents. The Round 2 Rapid Assessment report highlights that, although the employment situation has slightly improved for international return migrants since Round 1, respondents report higher debt and increased challenges compared to three months prior. They are equally as eager to re-migrate as they were in Round 1, however, there is greater uncertainty regarding the possibility of re-migration.

Income & Employment

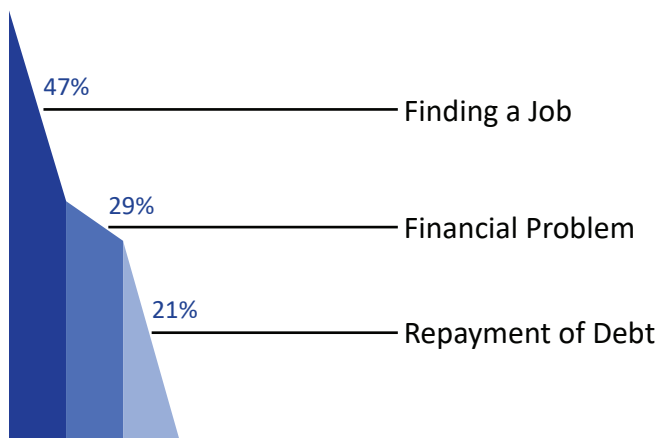
38% of returning migrants reported having no household income

77% of returning migrants reported a decrease in their personal income in the last 3 months

66% of returning migrants reported changing jobs in the last 3 months

Primary Challenges

71% Of respondents experienced challenges in their community in the last 3 months



Note:

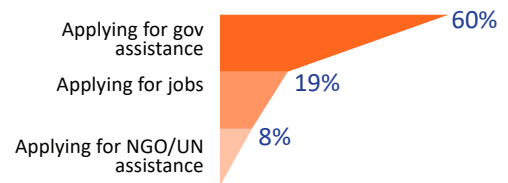
- An asterisk (*) denotes when a statistic is based off a sample size less than 10.

- In the report, when comparisons are made between Round 1 and Round 2, analysis only includes those that participated in both rounds.

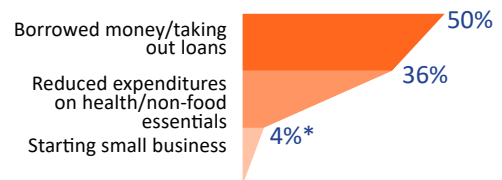
¹ "Not my normal income source" includes crop harvesting, collecting and selling firewood, daily wages, crafts, services and domestic work.

Coping Mechanisms

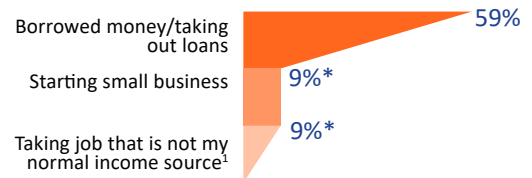
CHALLENGE: FINDING A JOB



CHALLENGE: FINANCIAL PROBLEM



CHALLENGE: REPAYMENT OF DEBT

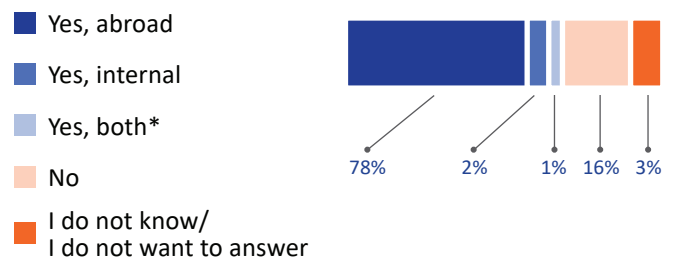


Debt

69% Of respondents/respondent households owed debt

Migration Aspirations

Percentage of respondents willing to re-migrate



9%

Of respondents changed their mind about re-migrating