

## KEY FINDINGS


The report focuses on the demographic and socio-economic profile of internal returnees, their livelihoods and employment, their migration and return experiences and practices, and their economic and social challenges and aspirations. The survey was conducted in 12 districts interviewing 709 internal returnees out of 1,584 internal and international return migrant respondents. The Round 2 Rapid Assessment report highlights that, although the employment situation has slightly improved for internal return migrants since Round 1, respondents report higher debt and increased challenges compared to three months prior. Three-fourths of respondents still want to re-migrate internally.

### Income & Employment

- 21%** of returning migrants reported having no household income
- 45%** of returning migrants reported working for daily wages
- 36%** of returning migrants reported changing their job in the last 3 months

### Primary Challenges

**79%** Of respondents experienced challenges in their community in the last 3 months



Note:

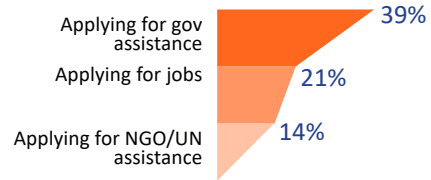
- An asterisk (\*) denotes when a statistic is based off a sample size less than 10.

- In the report, when comparisons are made between Round 1 and Round 2, analysis only includes those that participated in both rounds.

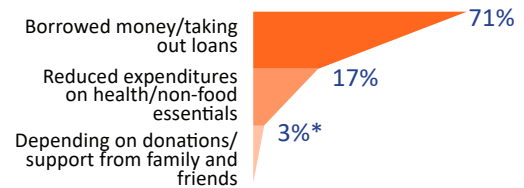
<sup>1</sup> "Not my normal income source" includes crop harvesting, collecting and selling firewood, daily wages, crafts, services and domestic work.

### Coping Mechanisms

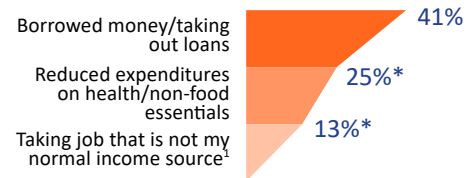
#### CHALLENGE: FINDING A JOB



#### CHALLENGE: FINANCIAL PROBLEM



#### CHALLENGE: REPAYMENT OF DEBT

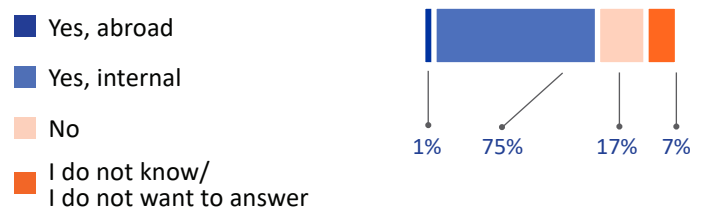


### Debt

**75%** Of respondents/respondent households owed debt

### Migration Aspirations

Percentage of respondents willing to re-migrate



**9%**

Of respondents changed their mind about re-migrating